



Total Number of Volunteers: 27

New volunteers: 23



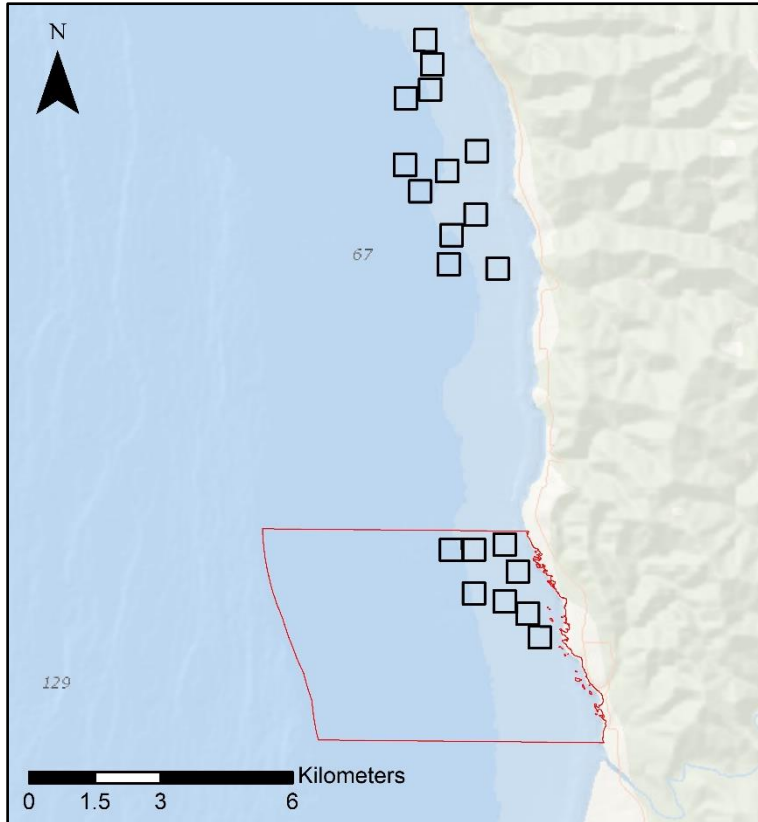
Total Number of Fish Caught: 2032

Total Number of Species: 20

Number of Fish Tagged: ~850

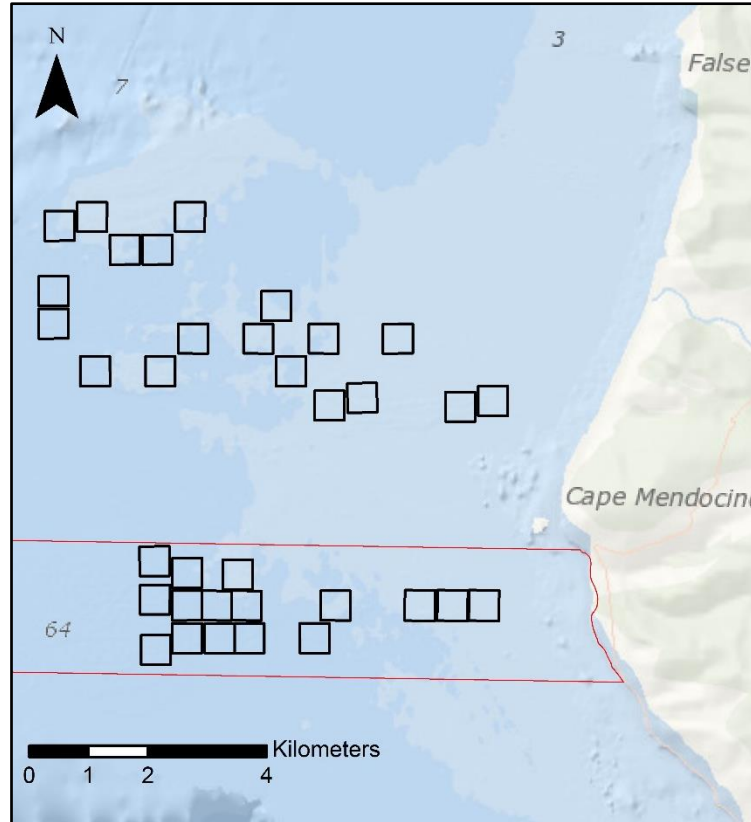


Ten Mile SMR/REF



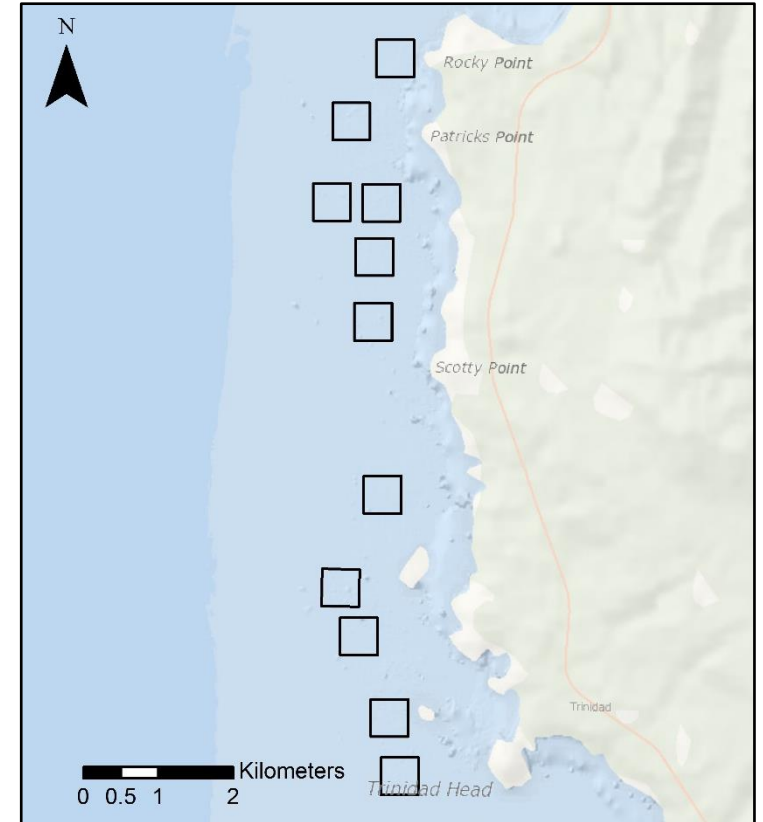
| Site | # of Trips | Total # of Fish | Species Richness |
|------|------------|-----------------|------------------|
| MPA | 3 | 234 | 18 |
| REF | 3 | 301 | 17 |

South Cape Mendocino SMR/REF



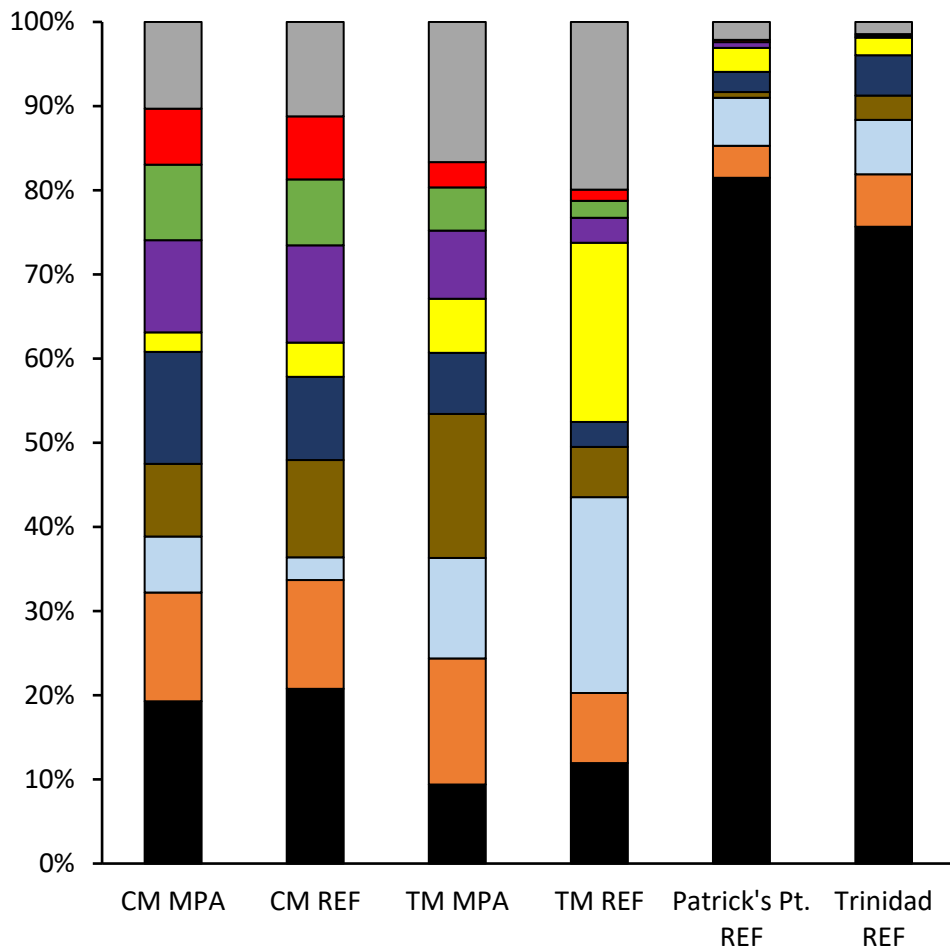
| Site | # of Trips | Total # of Fish | Species Richness |
|------|------------|-----------------|------------------|
| MPA | 3 | 301 | 14 |
| REF | 3 | 294 | 14 |

Trinidad and Patrick's Point REF



| Site | # of Trips | Total # of Fish | Species Richness |
|---------------|------------|-----------------|------------------|
| Trinidad | 3 | 421 | 11 |
| Patrick's Pt. | 3 | 481 | 10 |

2018 Percent Composition

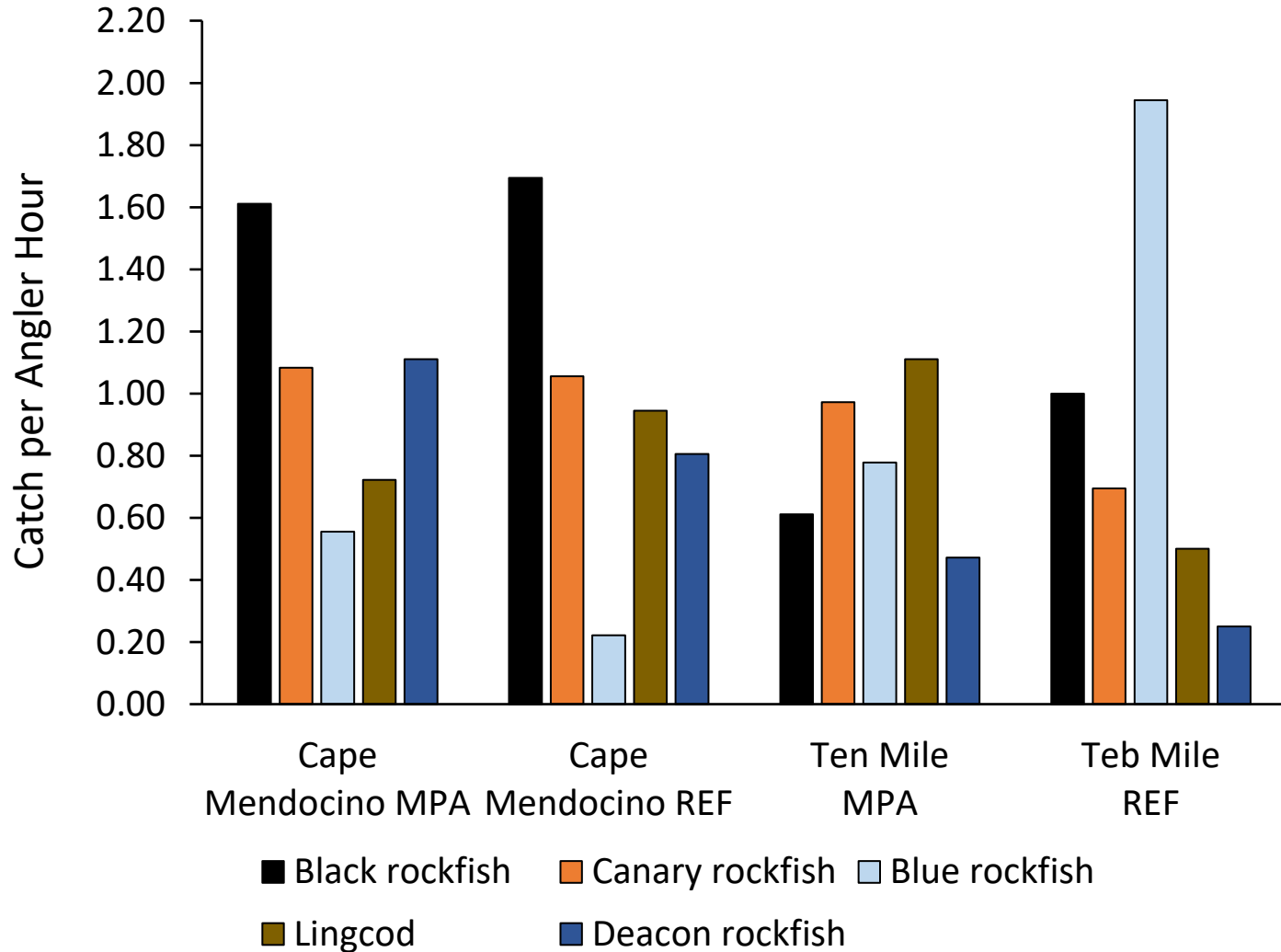


2018 Percent Composition

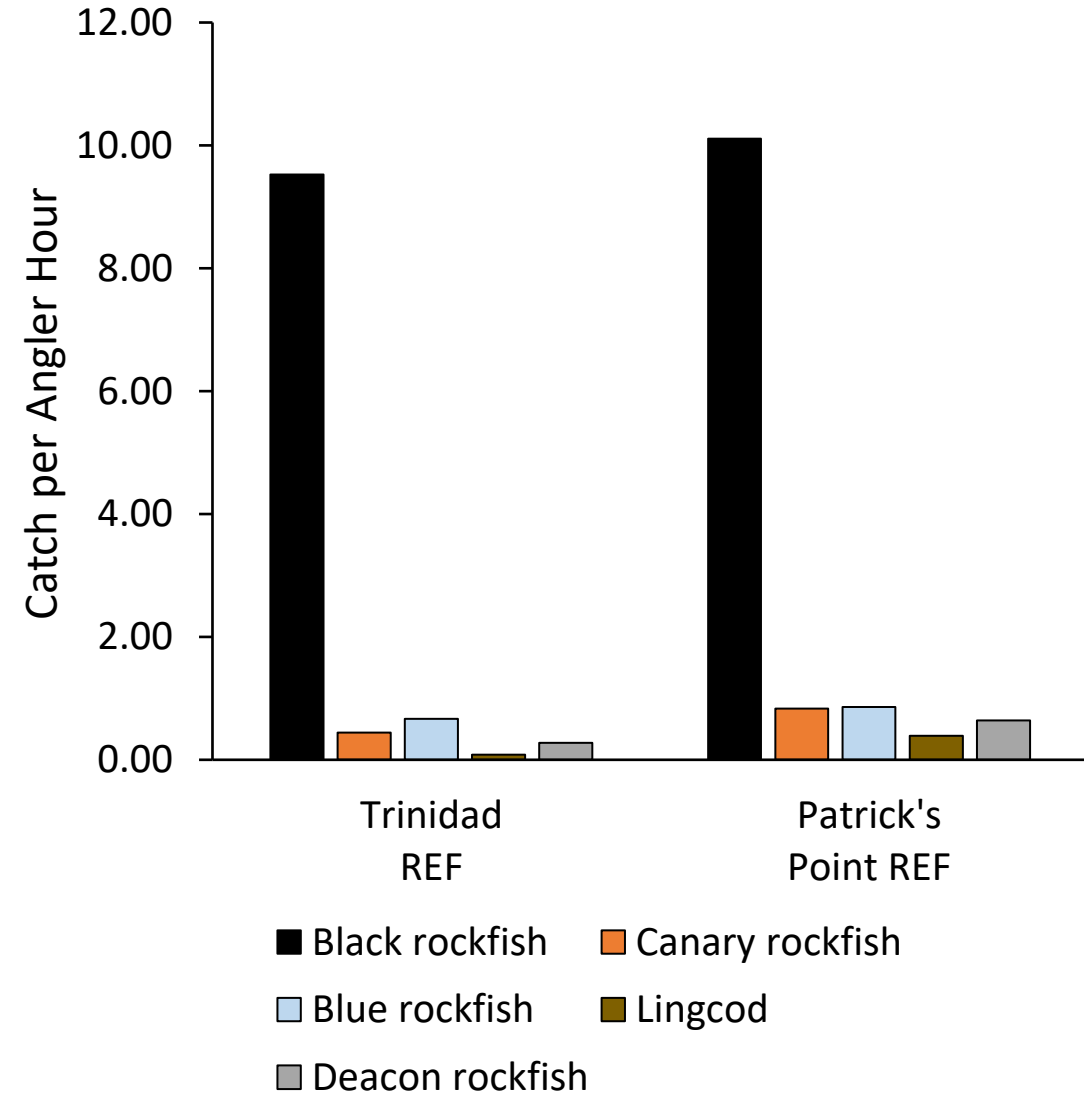
| Species | Cape Mendocino SMR | Cape Mendocino REF | Ten Mile MPA | Ten Mile REF | Trinidad REF | Patrick's Point REF |
|---------------------|--------------------|--------------------|--------------|--------------|--------------|---------------------|
| Black rockfish | 19.27 | 20.75 | 9.40 | 11.96 | 81.47 | 75.68 |
| Canary rockfish | 12.96 | 12.93 | 14.96 | 8.31 | 3.80 | 6.24 |
| Blue rockfish | 6.64 | 2.72 | 11.97 | 23.26 | 5.70 | 6.44 |
| Lingcod | 8.64 | 11.56 | 17.09 | 5.98 | 0.71 | 2.91 |
| Deacon rockfish | 13.29 | 9.86 | 7.26 | 2.99 | 2.38 | 4.78 |
| Yellowtail rockfish | 2.33 | 4.08 | 6.41 | 21.26 | 2.85 | 2.08 |
| Copper rockfish | 10.96 | 11.56 | 8.12 | 2.99 | 0.71 | 0.21 |
| Quillback rockfish | 8.97 | 7.82 | 5.13 | 1.99 | 0.00 | 0.00 |
| Vermilion rockfish | 6.64 | 7.48 | 2.99 | 1.33 | 0.24 | 0.21 |
| China rockfish | 0.00 | 1.36 | 2.99 | 6.64 | 1.19 | 0.00 |
| Cabezon | 1.66 | 4.42 | 1.28 | 1.33 | 0.00 | 0.83 |
| Rosy rockfish | 0.00 | 0.00 | 5.13 | 4.98 | 0.00 | 0.00 |
| Yelloweye rockfish | 3.32 | 1.36 | 2.56 | 1.66 | 0.00 | 0.00 |
| Olive rockfish | 2.66 | 1.36 | 0.85 | 3.32 | 0.00 | 0.00 |
| Kelp Greenling | 2.33 | 2.72 | 0.43 | 0.00 | 0.48 | 0.62 |
| Brown rockfish | 0.00 | 0.00 | 2.14 | 0.33 | 0.48 | 0.00 |
| Gopher rockfish | 0.00 | 0.00 | 0.85 | 1.33 | 0.00 | 0.00 |
| Starry rockfish | 0.00 | 0.00 | 0.43 | 0.00 | 0.00 | 0.00 |
| Widow rockfish | 0.00 | 0.00 | 0.00 | 0.33 | 0.00 | 0.00 |
| Petrale sole | 0.33 | 0.00 | 0.00 | 0.00 | 0.00 | 0.00 |

- Black rockfish
- Canary rockfish
- Blue rockfish
- Lingcod
- Deacon rockfish
- Yellowtail rockfish
- Copper rockfish
- Quillback rockfish
- Vermilion rockfish
- Other Species

2018 CPUE

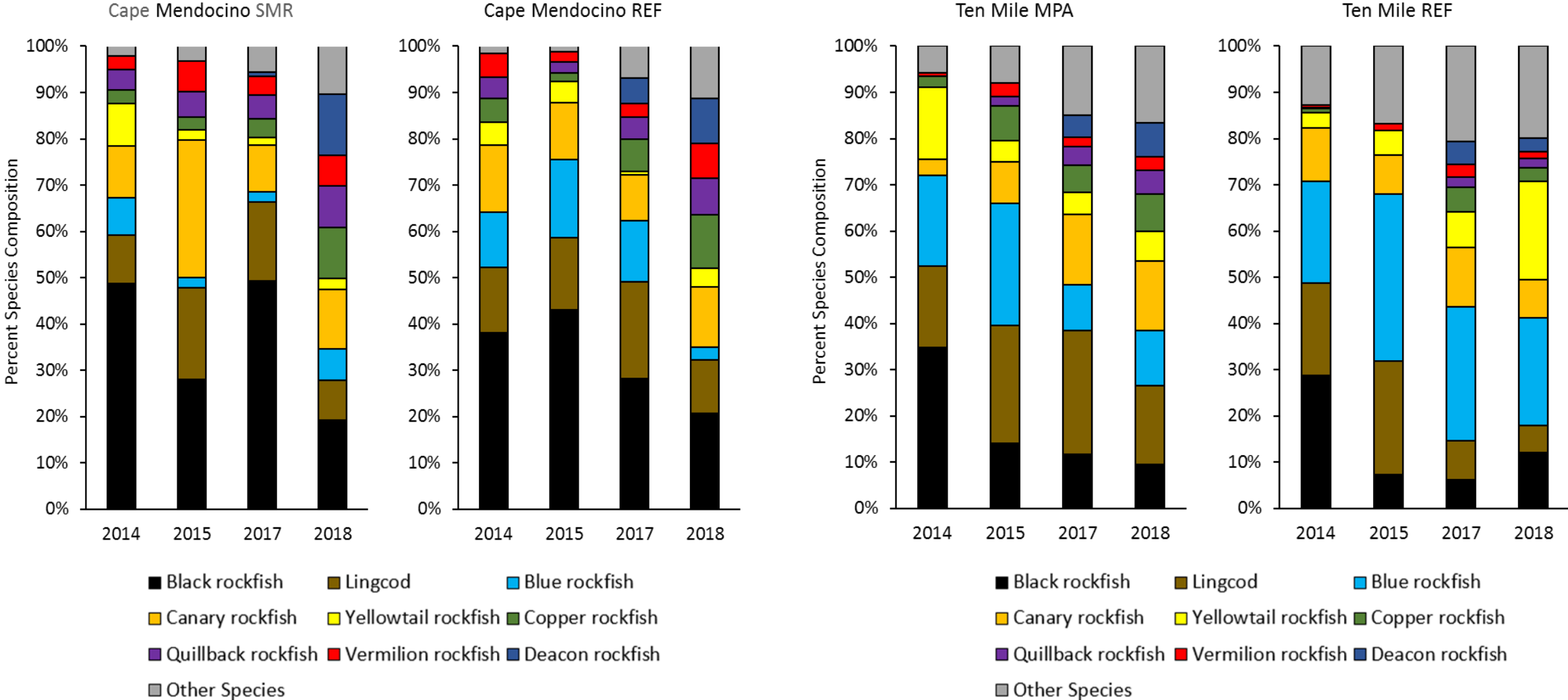


2018 CPUE



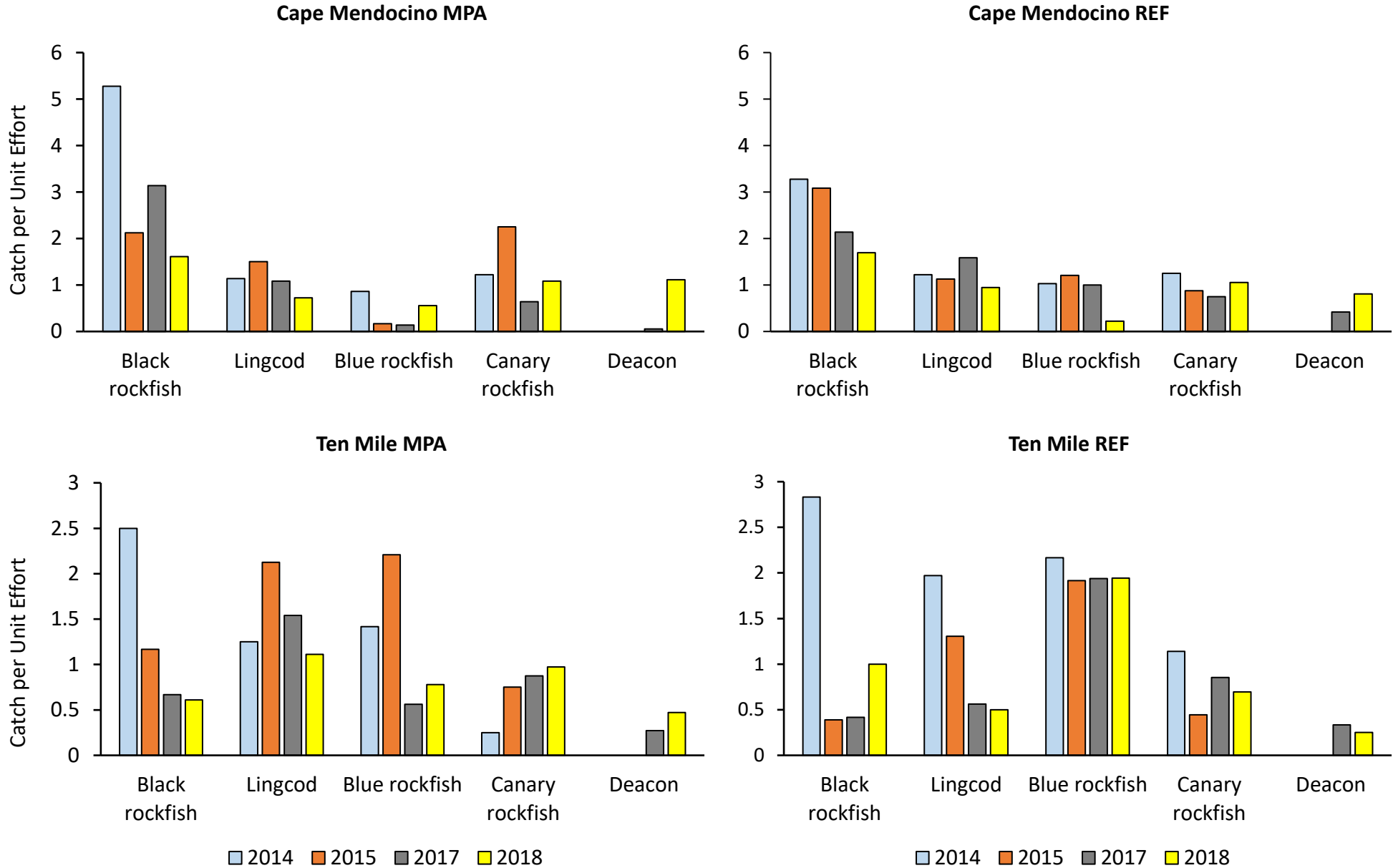
| 2018 CPUE | | | | | | |
|---------------------|--------------------|--------------------|--------------|--------------|--------------|---------------------|
| Species | Cape Mendocino MPA | Cape Mendocino REF | Ten Mile MPA | Ten Mile REF | Trinidad REF | Patrick's Point REF |
| Black rockfish | 1.61 | 1.69 | 0.61 | 1.00 | 9.53 | 10.11 |
| Canary rockfish | 1.08 | 1.06 | 0.97 | 0.69 | 0.44 | 0.83 |
| Blue rockfish | 0.56 | 0.22 | 0.78 | 1.94 | 0.67 | 0.86 |
| Lingcod | 0.72 | 0.94 | 1.11 | 0.50 | 0.08 | 0.39 |
| Deacon rockfish | 1.11 | 0.81 | 0.47 | 0.25 | 0.28 | 0.64 |
| Yellowtail rockfish | 0.19 | 0.33 | 0.42 | 1.78 | 0.33 | 0.28 |
| Copper rockfish | 0.92 | 0.94 | 0.53 | 0.25 | 0.08 | 0.03 |
| Quillback rockfish | 0.75 | 0.64 | 0.33 | 0.17 | 0.00 | 0.00 |
| Vermilion rockfish | 0.56 | 0.61 | 0.19 | 0.11 | 0.03 | 0.03 |
| China rockfish | 0.00 | 0.11 | 0.19 | 0.56 | 0.14 | 0.00 |
| Cabazon | 0.14 | 0.36 | 0.08 | 0.11 | 0.00 | 0.11 |
| Rosy rockfish | 0.00 | 0.00 | 0.33 | 0.42 | 0.00 | 0.00 |
| Yelloweye rockfish | 0.28 | 0.11 | 0.17 | 0.14 | 0.00 | 0.00 |
| Olive rockfish | 0.22 | 0.11 | 0.06 | 0.28 | 0.00 | 0.00 |
| Kelp Greenling | 0.19 | 0.22 | 0.03 | 0.00 | 0.06 | 0.08 |
| Brown rockfish | 0.00 | 0.00 | 0.14 | 0.03 | 0.06 | 0.00 |
| Gopher rockfish | 0.00 | 0.00 | 0.06 | 0.11 | 0.00 | 0.00 |
| Starry rockfish | 0.00 | 0.00 | 0.03 | 0.00 | 0.00 | 0.00 |
| Widow rockfish | 0.00 | 0.00 | 0.00 | 0.03 | 0.00 | 0.00 |
| Petrале sole | 0.03 | 0.00 | 0.00 | 0.00 | 0.00 | 0.00 |
| Total | 8.36 | 8.17 | 6.50 | 8.36 | 11.69 | 13.36 |

Annual Percent Species Composition



**Blue and Deacon rockfish were not differentiated in 2014 and 2015

Annual CPUE



**Blue and Deacon rockfish were not differentiated in 2014 and 2015